

# Reading Fun 4



# Monkeys



## Animal Reading Pack

Activities to share with your child - little by little every day. There's no need to rush through the pack. Remember to keep the activities brief and fun so that the sessions are not overwhelming.

### Reading section

Read **with** your child first — then the child to read alone where possible .

If the topic is too difficult — your child can "pretend to be a teacher" and point to the words for you to read.

Stop after each sentence and THINK about the meaning.

Explain new words. Can your child repeat the text in their own words?

Ask and answer questions at the end: can your child think of questions to ask? (difficult skill!)

The text should be re-read regularly to boost your child's confidence. Use different, funny voices and encourage your child to do so too - fun, fun, fun!

Not all pages need to be printed or completed — you are free to choose according to your child's interest and ability.

### Additional activities:

Research animal information online; video clips; online quiz

Arts and crafts— animal masks or puppets; draw / paint the animal.

There are plenty of ideas online— "How to draw a cartoon monkey"; origami; designing an animal home; papier machê or clay / flour dough Creating a project book / poster Trying to shape the animal out of blocks / lego / buttons / pasta . Create a pair game with the word and picture drawings - you need to double print and paste on card; put the cards in a row, upside down — can your child remember the order? Can you ?!

# The Monkey



The monkey lives in Africa, Asia and South America.

Some monkeys live in the trees. The monkey uses its tail to move from tree to tree.

The monkey's body is covered in fur. It has agile hands to help it move.

The monkey eats fruit, seeds, flowers and insects.

The monkey is a clever animal.

Did you know ...?

- The monkey can live to 50 years old
- A group of monkeys is called a 'troop' or a 'barrel' of monkeys.



# The Monkey



The monkey lives in Africa, Asia and South America.

There are more than 260 types of monkey in the world.

Some monkeys live in the trees, and use their tail to move from tree to tree.

Other monkeys live on the ground, and move towards the trees when they need food or safety.

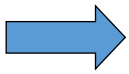
The monkey's body is covered in fur.

Most monkeys eat nuts, fruit, flowers and meat such as newts, insects and spiders.

Did you know ...?

- 27 types of monkey live in the zoos.
- The monkey can live to the age of 50 in the wild.
- The name for a group of monkeys is a tribe of monkeys or a barrel of monkeys.







True or false? Cut the cards and read them with your child. Your child can decide if the sentence is true or false and place them in the correct chest.

Monkeys eat insects.	The monkey is a pet.	Monkeys eat plastic.
The monkey can live to be a hundred years old.	There is only one type of monkey.	The monkey's body is covered in fur.
Some monkeys live in Asia.	The monkey uses its tail to move from tree to tree.	27 different types of monkey lives in the zoo.
The name of lots of monkeys is a 'group of monkeys'.	The monkey lives in South America.	Monkeys live in Russia.







Understanding words / 'pairs' game / remember the pictures in order

monkey




trees



nuts




zoo



Africa



spider



tnsu

erpdsi

yoemkn

rtsee

crifaA

urf

atil

irtfu

ozo

monkey

nuts

trees

tail

fruit

zoo

Africa

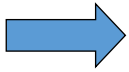
fur

spider



Jumbled up words!





Word map to help your child to plan or record a piece of work. Full sentences are not needed, only notes..  
Pictures are acceptable if writing is not easy for your child. The aim is to organise thoughts!

**What is a monkey?** Animal  
(mammal? bird ? fish?)

**Which other animals are similar to the monkey?**

**Where do monkeys live?**

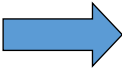
**What else can you say about the monkey?**



**What does the monkey have?** Tail  
etc

**What can monkeys do?**

**What does the monkey eat?**

 Read the words first. Does your child understand the words? Can your child explain the meaning of the words? Can you think of a sentence including the word?

s	a	u	e	r	p	i	s	d	t
a	w	o	l	n	e	w	t	m	a
f	s	i	a	n	d	n	r	b	c
e	c	w	m	e	o	i	n	w	b
i	p	e	a	t	s	u	l	i	e
d	i	n	s	e	c	t	s	l	n
o	e	r	c	u	w	e	i	d	o
t	l	d	o	s	p	a	b	n	t
a	r	m	i	c	e	d	w	l	p
m	s	o	A	f	r	i	c	a	u

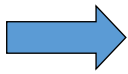
safe

newt

wild

Africa

insects



Read the words first. Does your child understand the words? Can your child explain the meaning of the words? Can you think of a sentence including the word?

v	t	s	l	d	p	j	z	a	j	v	a	h	l	i
x	d	b	i	h	m	s	l	n	i	z	t	m	p	g
t	m	d	z	c	g	p	y	s	a	a	q	n	t	v
a	w	w	a	u	j	w	w	u	f	e	u	g	x	i
i	x	i	r	u	g	k	h	f	r	s	p	w	f	q
l	e	l	d	n	n	y	i	c	i	x	i	l	i	t
u	p	d	u	d	f	y	y	v	c	z	o	o	d	b
u	j	l	x	l	q	e	q	y	a	p	k	m	v	t
l	t	n	c	r	r	s	a	h	s	i	j	c	u	p
w	i	i	l	k	g	s	e	b	v	e	n	u	k	g
x	k	n	f	e	g	s	w	c	u	x	m	t	k	s
p	q	y	u	m	i	n	s	e	c	t	e	r	v	p
z	x	c	r	f	h	r	d	i	x	p	l	e	s	d
j	t	c	m	a	w	n	u	a	j	z	j	e	t	i
l	l	m	h	b	f	y	q	u	p	q	m	z	v	u

**lizard**

**tree**

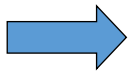
**zoo**

**Africa**

**tail**

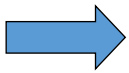
**insect**

**wild**



Cut the cards to create sentences and read them with your child. Your child can decide if the sentence makes sense !

1 Monkeys	2 eat	3 nuts.
1 Monkeys	2 live in	3 the trees.
1 Monkeys	2 can live until they are	3 50 years old.
1 A group of monkeys	2 is called	3 'a barrel of monkeys'.
1 Monkeys	2 use the trees	3 for safety.



Remember to write in CAPITAL LETTERS!



**Across**

1. A group of monkeys
4. Monkeys live here or move here for safety
6. The monkey uses this to swing from tree to tree
7. The monkey's body is covered in \_ \_ \_

**Down**

2. The monkeys live here
3. Something the monkey eats
5. The monkey can live to this age in the wild

1	2					3
4						
		5				
6						
		7				

TREES

AFRICA

FIFTY

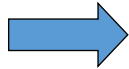
TAIL

BARREL

INSECTS

FUR






Look at the pictures. Can you create similar pictures?



## Memory challenge!

Five little monkeys jumping on the bed,  
One fell down and bumped his head,  
Mam called the doctor and the doctor said  
'No more jumping on the bed!'


Concentrate and remember!



## The Itsy Bitsy Monkey



The itsy bitsy monkey  
Climbed up the coconut tree.  
Down came a coconut  
And hit him on his knee!  
OWWW!  
Out came a lion,  
Shakin' his mighty mane,  
And the itsy bitsy monkey  
Climbed up the tree again!








Colouring fun









# Jigsaw

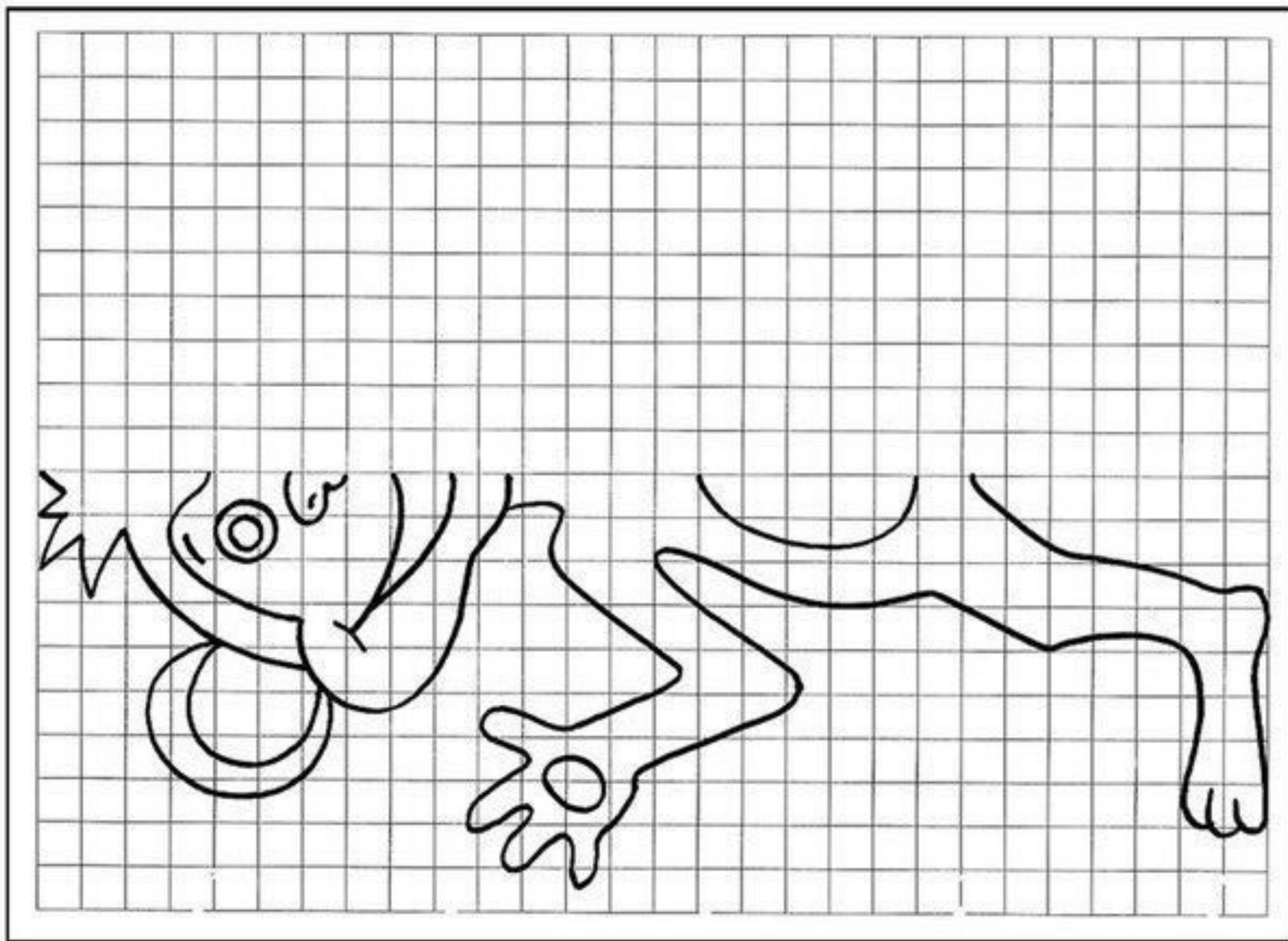
cutting skills and glueing

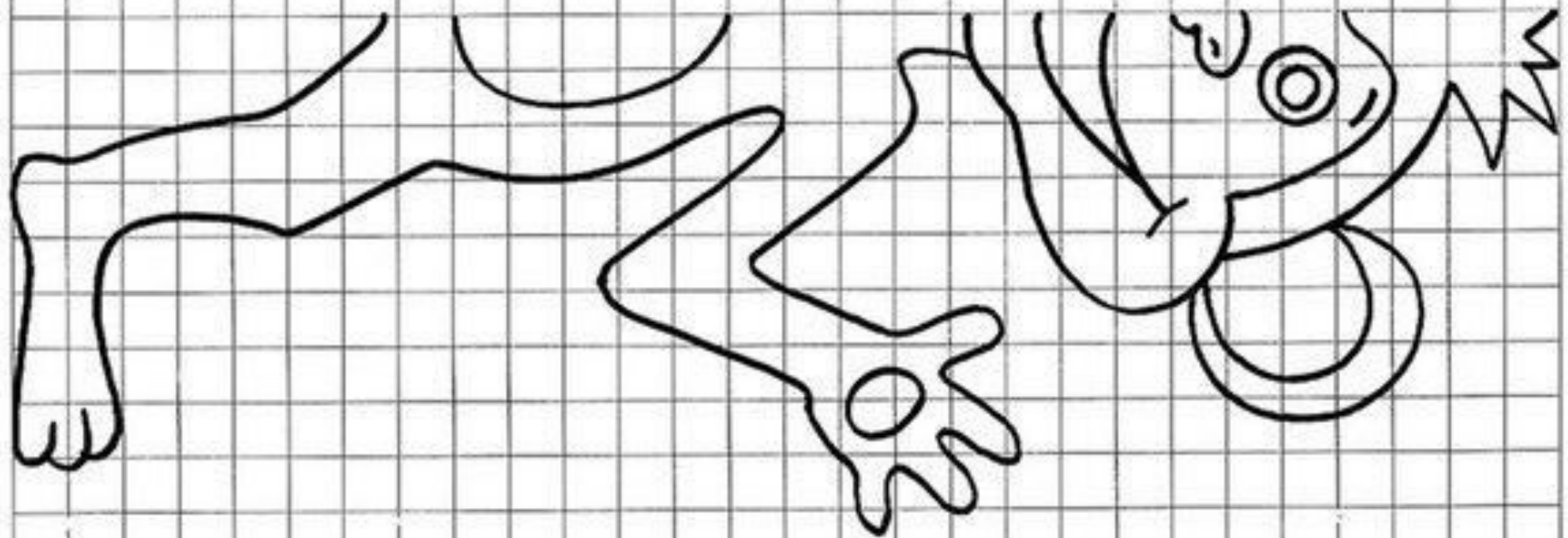


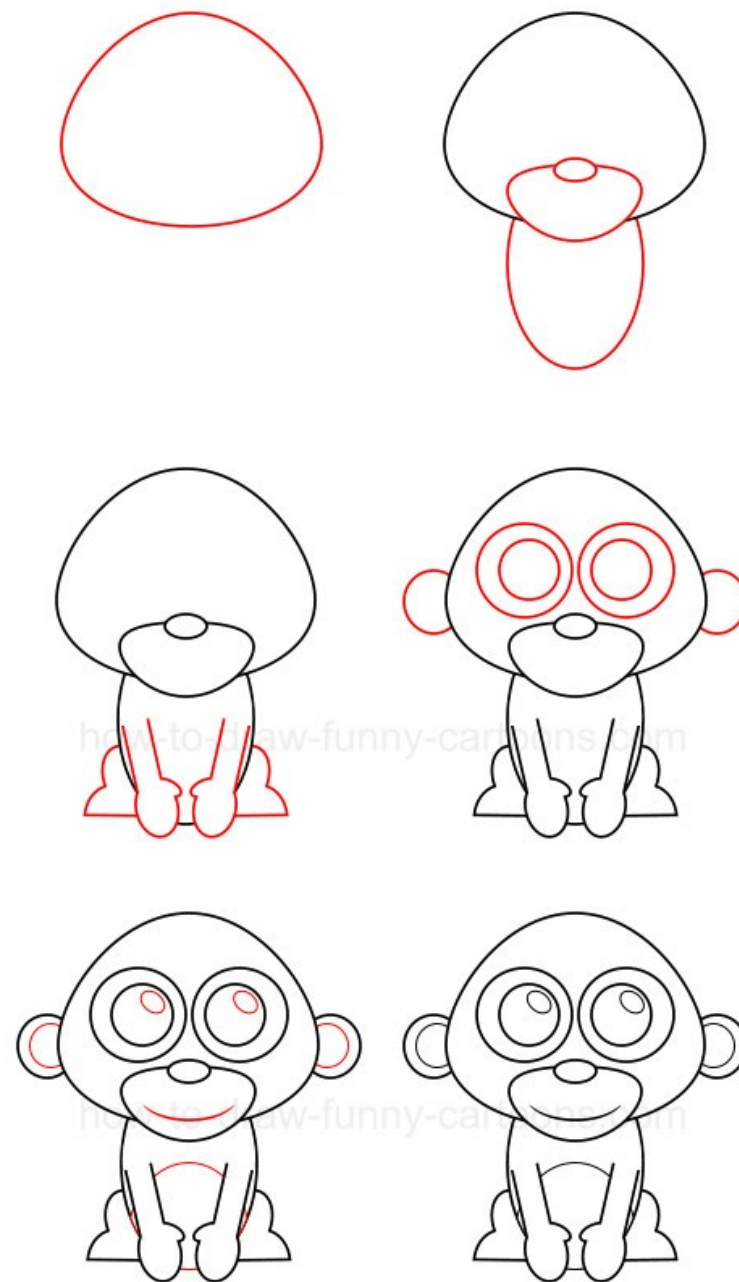













[how-to-draw-funny-cartoons.com](http://how-to-draw-funny-cartoons.com)